

The Letter “Zz”

Letter formation & Jolly Phonics (letter sound)

Teaching the Canadian pronunciation of the letter “Zz”:

At school, we teach that in Canada, the proper way to pronounce the letter “z” is “zed.”

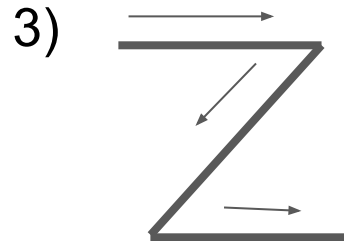
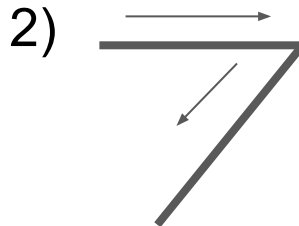
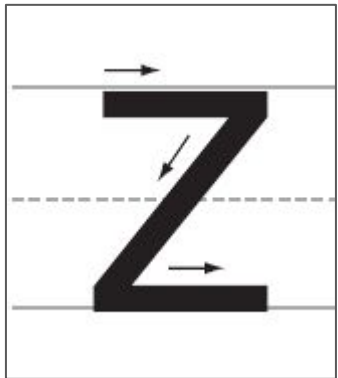
In many of the videos they see, children will hear the letter “z” being pronounced as “zee.”

It is good to make this distinction, and reinforce the way that we pronounce “z” in Canada :)

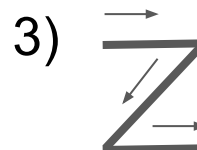
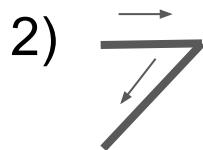
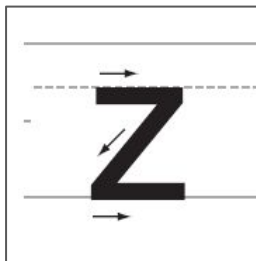


Letter Formation

Uppercase Z:



Lowercase z:





Take a look at this picture. Can you find any words that start with the letter “z” or have the letter “z” somewhere in the word?

Challenge: Can you think of an animal that starts with the letter “z”? Can you think of a food that starts with the letter “z”? Can you think of an item that starts with the letter “z”?



Jolly Phonics “Zz” Action

For each letter sound, the Jolly Phonics program has an action to accompany the song. For the letter “z,” the action is to pretend you are a bee, with your elbows tucked in and your hands flapping, while you make the sound zzz.



Jolly Phonics Video

Listen to the “z”
song from the
Jolly Phonics
video a few times.
Can you sing
along and do the
action? :)



j

(Tune: *Jingle Bells*, Track 20)

Jelly and jam,
jelly and jam,
jiggling on the plate.
Oh, what will I eat with it?
/j/-/j/-/j/-/j/-/j/.



Action: Pretend to wobble
on a plate, and say *j, j, j.*

Practicing the “Zz” letter formation & sound!



Letter Zz Extension Activities:

If you are looking for additional ways for your child to practice identifying the letter “Zz” and the letter sound, here are some ideas:

❑ Write a short message to your child, including some words that start with the letter “z” or have the letter “z” somewhere in them. Have your child highlight, underline, or circle all the “z”s. Help them to read the words aloud, by sounding them out!

❑ Play a game of **Categories** (you can also play this game with any letter!):

❑ Choose 1 letter (in this case, the letter “z”)

❑ Choose 3+ categories (for example, *colour, animal, food, name*)

❑ Set up a chart like this:

Animal	Food	Name
Zebra	Zucchini	Zoe

❑ See how many ideas you can think for each category!