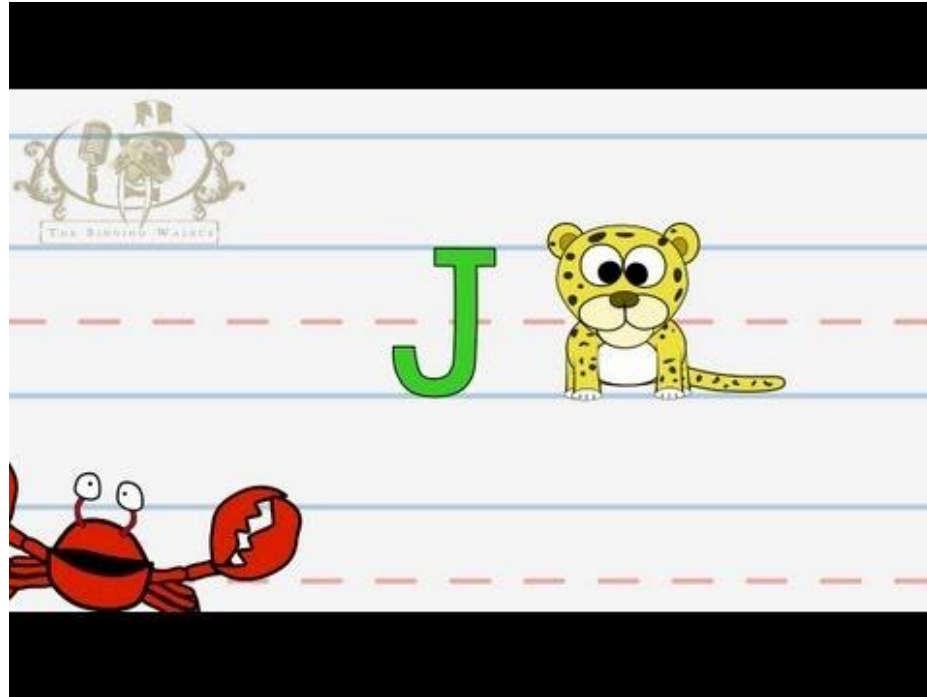


# The Letter “Jj”

Letter formation & Jolly Phonics (letter sound)

# Letter Formation


Watch the video below, and then practice on your own!



Take a look at this picture. Can you find any words that start with the letter “j”?

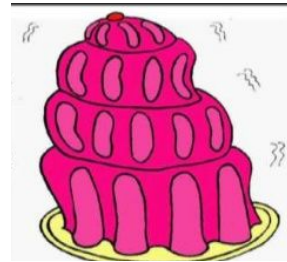
Can you find any words that have the letter “j” in the word (not just at the beginning)?

*Challenge:* can you think of any other words that start with the letter “j” or have the letter “j” in them? Can you write 2 of them? :)



# Jolly Phonics “Jj” Action

For each letter sound, the Jolly Phonics program has an action to accompany the song. For the letter “j,” the action is to pretend you are wobbling like a plate of jello, and you say the sound *j j j*



# Jolly Phonics Video

Listen to the “j”  
song from the  
Jolly Phonics  
video a few times.  
Can you sing  
along and do the  
action? :)



# j

(Tune: *Jingle Bells* Track 20)

Jelly and jam,  
jelly and jam,  
jiggling on the plate.  
Oh, what will I eat with it?  
*/j/-/j/-/j/-/j/-/j/.*



**Action:** Pretend to wobble  
on a plate, and say *j, j, j, j.*


Practicing the “Jj” letter formation & sound!



Find the letter  
“Jj” game!

*Tip:*

As you watch,  
pause the video to  
give your child  
time to find the  
uppercase and  
lowercase letters  
before they are  
revealed!



# Letter Jj Extension Activities:

If you are looking for additional ways for your child to practice identifying the letter “Jj” and the letter sound, here are some ideas:

- ❑ As you read a story or magazine, ask your child if they can find any “j”s on the page
- ❑ Ask your child to write out 3 or 4 words (or draw pictures) that start with the letter “j”
- ❑ Fill a page of different letters, both uppercase and lowercase. Ask your child to:
  - ❑ Find the letter that makes the *j j j* sound
  - ❑ Point to the uppercase J
  - ❑ Point to the lowercase j
  - ❑ You can challenge your child by asking them to identify other letters or letter sounds on the page as well!