

La lettre <<Zz>>

Letter formation and Letter sound
in French

Letter Formation


Watch the video below, and then practise on your own!
Amuse-toi! Have fun!



La lettre <<Zz>>

For each letter sound in French, we have practised a movement to go with the sound.

. For the letter “z”, the action is to draw stripes across on your body using your hand.




We say:

1. The letter name - Z
(pronounced the same as in English - “zed”!)
2. The word (zèbre) [click here to hear the word pronounced](https://www.youtube.com/watch?v=s8Se3Z4knu4)
3. Letter sound <<zzz>> - like a bee buzzing



Lettre <<z>> chanson

Listen to the “z”
song. How many
words can you
name in French
that begin with
the letter “z”?



Learning more “Zz” words in French!

Listen to this video to see how Charlie pronounces the word “zèbre”!

<https://www.tfo.org/en/universe/charlie/100385448/the-alphabet-with-charlie-zebre>

What letters are the same in the word in English (zebra)?


What do you notice above the first letter “e”? It is an **accent**. The accent that points to the left is called **accent grave**.



Letter Zz Extension Activities in French:

If you are looking for additional ways for your child to practise identifying the letter “Zz” and the letter sound, here are some ideas:

- ❑ Try making a **comic**. Have the characters say words that begin with Zz (i.e. zap, zoom)!



- ❑ See if you can make the letter Z with your body (you may need the help of someone else in your house!)

Amuse-toi! Have fun!