

K3 Distance Learning

May 11th - 15th

Hello K3 Families! We hope that you had a restful weekend and a very Happy Mother's Day! :)

We hope that you enjoy this week's suggested activities!

Math

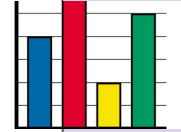
Create a weather graph!

Your Math Challenge this week is to create your own weather bar graph!

You can create your own weather graph, or you can use this template (including some extension questions):

https://docs.google.com/document/d/120q6vk_gEzAePpy5Lq9JP2HV5qOMrlc7OHNfQoC40r_s/edit?usp=sharing

What kind of weather do you think we will get this week? :)



You might want to include some of these weather patterns on your bar graph:

- Sunshine
- Rain
- Clouds
- Wind
- Warm
- Cold



Challenge:

- ❖ Can you keep filling out your bar graph for the whole month of May?

Don't forget to start colouring in the bars at the **bottom** of the graph. Only colour in **1 bar at a time**. Some days, you might be able to colour in two different columns - maybe it will be sunny and windy, for example! :)





Problem Solving

Make some music!



Challenge: Make music using items in your house!

Materials:

-  *Glass jars or cups (5 or more)
 -  Water
 -  A spoon or stick
 -  Optional: Food colouring
- *If you don't have glass items, you could try using metal cans or plastic bottles of different sizes without the water!



Procedure:

1. Fill each cup up with a different amount of water (and food colouring, if you wish!)
2. Gently hit the side of the cup or bottle.
3. Listen for the different sounds each bottle or cup makes!

Extension: Can you make song?



For ideas on how to create music using water and containers, check out this video:
<https://www.youtube.com/watch?v=hoy-6i7ddh8>

Religion

Celebrating Mary!



May is Mary's month! What do you know about Mary, Jesus' Mother? Here are a few facts about Mary:



Her birthday is celebrated on *September 8*



She has other names, such as *Madonna, Blessed Virgin*

Flower Crown

Can you make a flower crown in honour of Mary?

If you are looking for an idea, check out this website:

<https://10minutesofqualitytime.com/paper-flower-crown-spring-activity-kids/>



Hail Mary Prayer

Hail Mary, full of grace,
the Lord is with thee.
Blessed art thou among women,
And blessed is the fruit
of thy womb, Jesus.
Holy Mary, Mother of God,
Pray for us sinners,
now and at the hour
of our death.
Amen.

A prayer
to say
with
your
family!



Origami Challenge

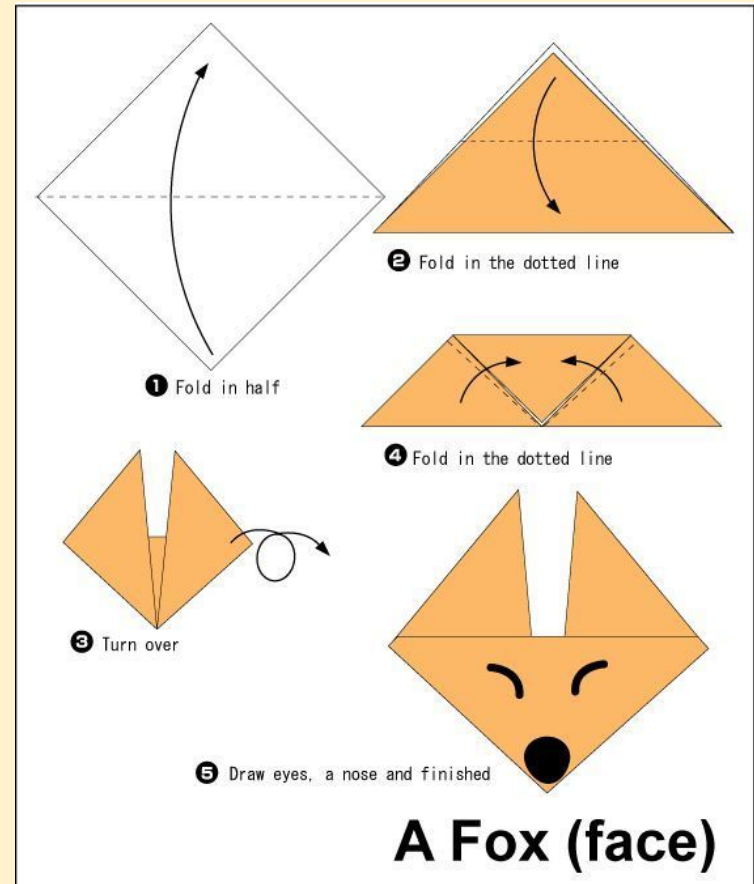
To make this fox, you will need a square piece of paper - it doesn't have to be origami paper, and it doesn't even have to be coloured. You can colour your fox when you're done, if you want! Click here to see how to turn a regular piece of paper into origami paper:

<https://www.origamiway.com/make-origami-paper.shtml>

Once you have your paper ready, follow these steps to make the fox! You can even add googly eyes; be as creative as you like! We can't wait to see what you create!

Click here for more origami ideas!

https://docs.google.com/document/d/1uw5rj6U_K8lLwckys9SgGoXWhJCOqHYDdmIfNrUqR9c/edit?usp=sharing



Literacy: French

Be a Movie Critic!



Défi/Challenge: Watch this short episode of **Voici Timmy** and tell us what you think! <https://coucou.telequebec.tv/videos/52588/voici-timmy/bebe-timmy> (5 minutes)



Before watching the video!

Can you predict (guess) what this show might be about?

The main character is Timmy le petit agneau (little lamb)

What is Timmy wearing on his head? What might Timmy be doing or playing?

During the video!

Can you name 2 animals that are in the video?

What game are they playing with the ball?

Why is Timmy sad?

❤️ J'aime la vidéo = I like the video
Je n'aime pas la vidéo = I don't like the video ❌

After the video!

How did the friends solve their problems in the video?

What was your favourite part or who was your favourite character?

Did you like the video or not? You could write a sentence to tell us if you liked it or not OR you could make a short video telling us what you think!

Literacy: English

Guessing Game!

For this week's challenge, you will need a bag (paper, cloth, backpack, even a pillow case will work!), and 5 items that you found around home (or even from outside!). You will also need at least 1 family member to play this game with.

Step 1: Place all 5 objects into the bag - don't let anyone peek at the objects! :)

Step 2: You will give clues about each item. Your 1st clue must be the first letter of the object (look right for example →). Sound out the word to figure out what the first letter is!

Step 3: Keep giving clues until they can guess what all of the objects are. You may want to tell them about the size and the colour of the object, what you use the object for, etc.

Example



“My first object starts with the letter A. It is something you eat, and it is crunchy.”

“My second object starts with the letter B. It is a cube. You build with it.”

“My third object starts with the letter R. It is yellow. It goes in the bathtub.”

“My fourth object starts with the letter M. It is soft and fun to play with.”

“My fifth object starts with the letter C. It is small and has wheels. I like making it go fast.”

After they guess all your objects correctly, trying switching roles - have your family member find 5 new objects and now you try to guess what they are! :)