




K3 Distance Learning *June 8th - 12th*

Hello K3 Families! It's hard to believe that it is June already. We want to thank you for your continued support and understanding during Distance Learning!

We hope that you all have a wonderful week and enjoy this week's suggested learning activities for the Letters K-O! Please feel free to contact us with any questions or concerns.



Hello K3 Parents & Guardians! There is still time to send in your goodbye video for the *End of the Year Surprise*! If you are able, please record a short video of your child saying goodbye to their classmates, and any other message they want to add! We ask that videos are **20 seconds or less**. Please send the video to Mrs. Simpson (marnie.simpson@ocsb.ca) & Mme Bouris (andrea.bouris@ocsb.ca) by **June 12th**. Please note, creating and submitting a video is completely optional. We so appreciate your support and help in creating what we hope will be a wonderful keepsake for K3 students!

K k

Kindergarten Superheroes! Les superhéros!



Today is the day you get to be a Superhero! What kind of Superhero would you be? What superpowers would you have? Do you have any superpowers or good deeds that will help your community? :)

Superhero
Ideas:



Design your own cape:

Lots of superheroes wear capes. What would yours look like?

Click here for a template you can use:

<https://www.scholastic.com/content/dam/parents/migrated-assets/printables/pdfs/CreateYourOwnSuperheroCape.pdf>

Create your own Comic Strip:

You can star in your own comic strip! What will happen in your comic?

Click here for a template you can use:

<https://www.scholastic.com/content/dam/parents/migrated-assets/printables/pdfs/jason-printable-comic-strip.pdf>

Draw a picture of you as a superhero and label your superpowers!

Click here for a template you can use:

<https://www.scholastic.com/content/dam/parents/migrated-assets/printables/pdfs/coloring-pages-pdf.pdf>


LL

Light Day! Journée de lumière!

Do you know how shadows are made? Try this activity to see if you can make a **shadow!**

Here's What You Need:


- Empty toilet paper rolls
- Clear plastic wrap
- Rubber bands
- Stickers (or cut out a cardboard shape)
- Small flashlight or iphone flashlight



Here are the steps:

- Place plastic wrap over one end of the toilet paper roll and hold in place with a rubber band
- Place a sticker in middle of plastic wrap
- Turn off the lights!
- Shine a flashlight at the open end of the roll
- Now, create a shadow show!

Make a rainbow!



You can make a rainbow at home! All you need is a glass of water, a piece of **white** paper and **sunshine!**

For full instructions, watch this video:

<https://www.youtube.com/watch?v=Cm9ZkYTnCNE>

French challenge: Can you name all of the colours of the rainbow en français?

Extension: How can you make your shadow **BIGGER** and smaller?

M m

Money Day! La journée de monnaie!

To learn more about Canadian coins and what each picture, or **symbol**, on the coins represents, watch this video:


“Canada In My Pocket”

<https://www.youtube.com/watch?v=82P4Ta40E14>

Coin rubbings!

For this activity you will need a variety of Canadian coins, a piece of white paper (or aluminum foil) and a pencil or wax crayon!

Place the coin under the paper or foil. Enjoy seeing the coin appear on the paper as you rub the surface of the coin!



Menu ○

Pretend you are opening your own restaurant. You will need a menu!



1st: Read The Coin Poem:

https://docs.google.com/presentation/d/1TfTp_Ff3t-vTZ1-Lb-RbgEIFbK9xJ1qD-usJVkcfUkE/edit?usp=sharing)


2nd: Can you use each type of coin on your menu? What items will your restaurant sell, and how much will each cost? With some help, can you draw your menu?



N n

Nursery Rhyme Day! La journée de rimes!

Itsy Bitsy Spider

The itsy bitsy spider 
Climbed up the water spout
Down came the rain
And washed the spider out

Out came the sun
And dried up all the rain
And the itsy bitsy spider
Went up the spout again!



Literacy Challenge:

Can you find the rhyming words in “The Itsy Bitsy Spider”? How many rhyming words are there? Can you write a list of the rhyming words?

STEM Challenge:

Can you build a wall to support Humpty Dumpty?

What materials will you use to build Humpty Dumpty’s wall? Here are some ideas:


- ❖ playdough, blocks, Lego, popsicle sticks, recycled materials, plastic cups and paper

After building it, you can test your wall! Does it hold a character? If not, what can you change to support your character?

Humpty Dumpty
Sat on a wall,
Humpty Dumpty
Had a great fall.


All the King’s horses
And all the King’s men
Couldn’t put Humpty
Together again.





Olympics Day!

La journée des olympiques!



To celebrate the **Summer Olympics** that will take place in 2021 here are some activities for you!

FLAGS OF THE WORLD

banner for the olympic games



World Flags Banner

Choose your favourite flag or flags and create a banner to celebrate the world coming together!

<https://www.notimetoflashcards.com/2008/08/naptime-creation-olympic-activity-2.html>

Olympic Flame Torch

Make your own Olympic torch! If you don't have tissue paper at home, you can use napkins or paper towel!

<https://classymommy.com/olympics-torch-craft-for-kids/>

Olympics Torch Craft



Ready, Set, Move!

Get your body moving with these games that you can do inside or outside! Here are some activities! You can play some by yourself and some with a partner!

Ring Toss

<http://alittlelearningfortwo.blogspot.com/2010/11/paper-plate-ring-toss-game.html>

Long jump, high jump

<https://viewsfromastepstool.com/5-olympic-track-field-stem-activities/>

Limbo

Use a broom or a skipping rope!

Relay race

<https://www.veruwellfamily.com/relay-races-for-kids-1257402>

Row, Row, Row your Boat

http://www.preschoolexpress.com/game_station06/game_station_oct06.shtml