

K3 Distance Learning June 22nd - 26th

Hello K3 Families!

It is hard to believe that the school year is coming to a close. It has gone so differently that we expected when we started school in September! We cannot thank you enough for your ongoing support, both within the classroom and throughout Distance Learning!


We hope that you enjoy this final week of school, and we wish you all the absolute best for a fun, safe and joyful summer!

-The K3 Team



Video Viewing Day!

La journée de vidéo!



This is our last week of school! Today, watch the Goodbye videos of your K3 friends! You can watch via the link shared last night, or watch them all today on Twitter!

If you didn't have a chance to make a video and you would like to, send it to Mrs. Simpson and Mme Bouris by 3:00pm today, and we will share it on Twitter!

Bonus: Take a look at our K3 2019-2020 Yearbook! Can you find your picture? What is your favourite memory from this year? :)


W w

Wheels Day! Journée de roues!

BUILD A TRUCK! Preschool Activity



LittleFamilyFun.com



Your challenge!

Make a vehicle that has wheels using different shapes! You could use paper shapes, stamps, chalk, paint or markers!



Vehicle Parking Lot!

If you have vehicles at home, you can create a vehicle parking lot by numbering the vehicles and matching them to the number on the parking spot!

See this website for more information!

<https://munchkinsandmayhem.blogspot.com/2013/07/cardboard-parking-garage.html?m=1>



“X” Marks the Spot! Le trésor caché!



Create a **map** or a **grid** to mark the location of a treasure!


- ✘ Mark the treasure with an **X**
- ✘ Add obstacles (i.e., rocks, water) to the map or grid
- ✘ Use arrows to direct the path to the treasure!



Photo courtesy of
[wonderfullinquiry](https://www.wonderfullinquiry.com)

Make a Treasure Map

Complete the treasure map using landmarks from your own backyard. Don't forget, "X" marks the spot where you hid your booty.



To print off the above map template, click on the following link:

https://www.scholastic.com/content/dam/parents/migrated-assets/printables/pdfs/treasure_map.pdf

Yy & Zz

You're Zooming off to
Summer!
Zoom - c'est l'été!




Create a **Party Hat** to celebrate the end of the school year! For instructions and tips, click here:

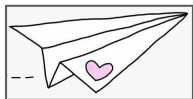
<https://www.firstpalette.com/craft/birthday-hat.html>



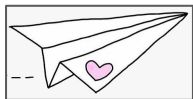
Make a wish for next year or write down your favourite memory from this year, and send it off into summer with a *Zoom!*



Record a wish you have for next year, or write down (or draw!) your favourite memory from your time in K3.



Fold your paper into a paper airplane (click here for some simple designs: <http://www.10paperairplanes.com/>).



Send your wish or memory soaring!

HAPPY SUMMER K3!!

