

K3 Distance Learning

April 6th - 10th



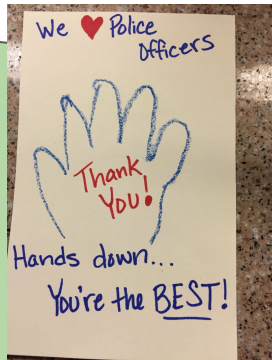
Hello K3 families! In this Slideshow, you will find some suggested learning activities for this upcoming week. Please know that all activities are optional - you know what works best for your child & your family! We have created activities that follow the 4 Frames of the Kindergarten Program. Please reach out to us by email if you have any questions or concerns. We are here to support you & your child's learning! :)

Belonging & Contributing

Say “Thank You!” to a Community Helper!

If you have a Community Helper in your family, you could make them a card or do an act of kindness to show how much you appreciate their work!

You could also make a poster or write a message in chalk on the sidewalk or driveway to say thanks!



Community Helpers

Extension Activities:

★ “Occupations Song”



<https://www.youtube.com/watch?v=BOv4EnaeM9w>

- Ask your child what they want to be when they grow up.
- How many Community Helpers can they name?
- How can they be a Community Helper today?

Math

Tupperware Sorting Challenge!

Using containers & lids you have in your kitchen, spread them out on a table or the floor. Ask your child to identify any 2D and 3D shapes they see. Have them sort the containers and lids by shape, or by other attributes (# of sides, round vs straight edges, colour, size).

★ If possible, take a before and after picture of your child sorting!



Extension Ideas:

- ❖ Record the 2D/3D shapes you find using tally marks
- ❖ Involve your child in helping to organize & put away all the containers/lids
- ❖ Ask your child which container they think would hold the most and why. The least?



You're Invited!

We will be holding our 1st K3 Google Meet on **Wednesday, April 8th @ 11am**. A formal invitation & instructions will be sent to your email address. This meeting is completely optional; it will be an opportunity for K3 students to see each other again and to share what they have been up to :) We request that if you do join us, you read the “Google Meet Instruction Sheet” prior to April 8th, so that our video conference runs as smoothly as possible. Thank you for your support & we look forward to seeing you!

Literacy: English

Name Challenge!



1

Try to write your name using 3 different types of materials you find at home!

(for example: cut out letters from a magazine, newspaper, or cardboard boxes; use rocks or sticks from outside; Playdough; Lego)



2

Make sure you use uppercase and lowercase letters in the correct spots!



3

Extension Questions to ask your child:

- ★ What was the hardest material to use? Why?
- ★ What was your favourite material to use? Why?
- ★ How many uppercase letters do you have in your name? How many lowercase letters?
- ★ CHALLENGE: Can you write both your first and last name? What about your middle name?


Literacy: French

Favourite Colour Survey!


Make a survey asking family members which colour they prefer!

Select 2 colours from the list to prepare a survey to ask your family which colour they prefer!

Use the words: “**Est-ce que tu aimes...**” (“Do you like”) to prepare your survey! Use tally marks to record your data!



If you want to share your results, let the K3 Team know (by email or Twitter) what colour your family loves the most!



Religion

Celebrate Easter!
Here are a few ideas to celebrate
the Good News of Easter Sunday!

Decorate “eggs” using
paper or cardboard from
recycled food boxes.



Try to use as many 2D
shapes as you can!



Can you make a pattern?

Here is a prayer to say on
Easter day with your family!

Easter Day

by Esaleen Stein

Christ the Lord is risen to-day!
Angels rolled the stone away
From the tomb wherein He lay!

Little children, come and sing,
"Glory, glory to the King,
Christ the Lord of everything!"



Celebrate Easter with a song! Chantez “Alleluia!”
<https://www.youtube.com/watch?v=gvhTNmcO5o4>