

K3 Distance Learning

April 27th - May 1st



Hello K3 families! We hope you had a wonderful weekend! In this Slideshow you will find this week's *suggested* learning activities.

Our K4 website is now up and running! You can find it at:

<https://k3stemily.weebly.com/>

If interested, please continue to check the website - we will be adding resources and ideas as time goes. Feel free to email us with any questions or resource requests. Thank you! :)

Religion

Noah's Ark



Do you know the story about Noah's Ark? It is a story from the Bible about a man who listened to God!

Your challenge: Make a boat that floats!

What materials float in water? Here are few websites to visit to give you a few ideas:

How to Build a Boat: 25 Designs

<https://inspirationlaboratories.com/how-to-build-a-boat/>

Video: How to build a paper boat!

<https://kidscraftroom.com/how-to-make-a-paper-boat/>



© <https://inspirationlaboratories.com/how-to-build-a-boat/>

Noah brings pairs of animals on his boat. Do you know how many items are in a pair?

What do you have at home that come in pairs?

Can you count by 2s up to 10?
Can you make a number line and hop to every 2nd number?




If you want to make **a plan** of your design, here is a template to copy or print. Click here



Watch this short video about Noah and his Ark!
<https://www.youtube.com/watch?v=Wbfp7fzhj4Y>


Nature & Movement



Head outside if you can, and challenge yourself to find these items in nature and to get moving! You will need either a deck of cards (*Ace= 1, Jack= 11; Queen= 12*), 2 dice, or you can make your own number cards by writing the numbers 1 - 12 on pieces of paper or cardboard! Pick a card from the deck, roll 1 or 2 of your dice (can you add the numbers together?), or choose a # card, and match the number with the instructions below!

CAN YOU FIND:

- 1 Squirrel
- 2 Birds
- 3 Insects
- 4 Leaves/Pinecones
- 5 Rocks
- 6 Sticks



CAN YOU DO:

- 7 Squats
- 8 Twirls
- 9 Leg Raises
- 10 Arm Circles
- 11 Jumping Jacks
- 12 Seconds running on the spot



Literacy: French

Did you know that some French animals speak differently than English animals?

In English, a cat says:



meow!

In French, a cat says:

miaou!



If you speak another language, what do cats say in your language?

Can you think of any animals that are silent? What is the loudest animal (le plus bruyant)?




Watch this video to identify what animal is making the noise!

https://www.youtube.com/watch?v=N_j9EDt37cA

Animal Noises! Les cris des animaux!

Can you use your **voice** and your **body** to act out the animals below (and other animals if you wish) and have your family guess what animal you are acting out? Can you have your animal make the animals noises in French?

blu-blu-
blu!



bzzz!



coco!



hou-hou!



Watch Charlie and Josée playing this game to get an idea of how to play! Amusez-vous!

<https://www.youtube.com/watch?v=qCyY8hyMITA>

Here is another video to help you identify animal noises!

https://www.youtube.com/watch?v=1_0s3199oIA

Math & Art Challenge


For this week's Math Challenge, you can create your own guided drawing! Can you turn a number into a picture? Start by writing your number on a blank piece of paper (or you can use this template if you like:

<https://docs.google.com/document/d/16bt7LwFxXXcUESHqWMOmpWIsKSzEeDSUXch6KONq-uo/edit?usp=sharing>). Then turn your number into a picture by drawing around it. You can be as creative as you like! When you're finished drawing, you can colour your picture too. If you want, you can even transform more than one number! We can't wait to see your masterpieces, K3 Artists!




Turn numbers into pictures!

Check out this example of how to turn the number 1 into a crocodile!
What will you turn your numbers into?! :)



Literacy: English



What is your favourite animal?

This week's English challenge is to do some research on your favourite animal!

Step 1: Pick one animal that you love

Step 2: Do a little research on your favourite animal to find out 3 facts about them. See the box to the right for some research tips!


Step 3: Tell us about your animal!

You can:

- Draw a picture of your animal showing your 3 facts
- Write a journal entry with the 3 facts
- Record a short video of you telling us about your favourite animal!



Animal Research



Research Tips!

Ask an adult or an older sibling to help you read some information or watch a video about your animal.

Here are some websites for research:

- ★ Nat Geo Kids:
<https://kids.nationalgeographic.com/animals/>
- ★ CBC Kids Explore:
<https://www.cbc.ca/kidscbc2/explore/animals>
- ★ Scholastic Learning at Home website (there are some books about specific animals under each "Week" heading):
<https://classroommagazines.scholastic.com/support/learnathome/grades-prek-k.html>

Fine Motor Skills

Strengthening our Hands!

This week, let's work on strengthening our pincer grip by doing a few fun fine motor activities!

Choose one or several activities on this page depending on what materials you already have at home!

Let's get those hands moving!



Here is a gluten-free Playdough recipe!
<https://livingwellmom.com/easy-gluten-free-playdough/>



Use a muffin tin to sort out a variety of small items (i.e. buttons, bottle caps) by size or type.

<https://twitter.com/CarlibarNursery/status/1244628168071360513>



Use an egg carton to sort a variety of toys or items (i.e. Lego, pomoms, doll shoes, small rocks) into each section.

<http://wildflorerramblings.com/homeschooling/egg-carton-counting/>



Make a recipe of Play-Doh and explore making shapes and patterns. Check out this website for ideas and playdough recipes:

<http://www.communityplaythings.com/resources/articles/2016/the-potential-of-play-dough>

