



K3 DISTANCE LEARNING

APRIL 20TH - 24TH

Hello K3 families! We hope you were able to enjoy some sunshine this weekend! In this Slideshow you will find this week's *suggested* learning activities. Please keep sending in photos of your child's work!

We are currently working on a K3 Class website as well, with further resources. We will share the link as soon as it is ready to go! Thank you! :)








GOOGLE MEET GRID VIEW EXTENSION:

If you would like to download the extension for Google Meets that allows you to see everyone's picture at once during a Meet, you can find it here:

<https://chrome.google.com/webstore/detail/google-meet-grid-view/bjkegbqpfqgikgkfidhchihflbjgfc/related>

You will need to be using the Chrome Internet Browser, and click on “Add to Chrome.” Then you must close Chrome, and reopen it for the extension to be properly installed. During our next Google Meet, you will see this icon at the top of the screen: 

Click on this icon, and it will look like this:  You should now be able to see everyone in a grid! We can help with troubleshooting at our next Google Meet.



RELIGION

God Created Everything!

God created
the Universe
in this order!

This week we are celebrating Earth Day! Did you know that God created everything?

Our job is to keep the Earth clean and healthy!

This week's challenge:



Illustrate or create 1 or all 6 days of Creation.



You can use the 6 circles and fill them in with your drawings, stickers or ripped paper

On the 7th Day
God Rested!



1

Day 1: Day and Night
(le jour et la nuit)

2

Day 2: Sky and Water
(le ciel et l'eau)

3

Day 3: Earth and Seas
(la terre et la mer)

4

Day 4: Sun, Moon, Stars
(le soleil, la lune et les étoiles)

5

Day 5: Birds and Fish
(les oiseaux et les poissons)

6

Day 6: Land animals, plants
and humans
(les animaux, les plantes et les humains)

<https://www.preschool-plan-it.com/creation-day-3.html> - clipart
credits



Watch this short video about the Creation Story!
<https://www.youtube.com/watch?v=teu7BCZTgDs>

LITERACY: FRENCH

Alphabet Connect the Dots

Your challenge this week is to connect the dots of an alphabet “Connect the Dots”! Say the names or the sounds of the letters in French as you connect them in order!

Here are a few ideas:



Have someone in your family create a connect the dots for you!



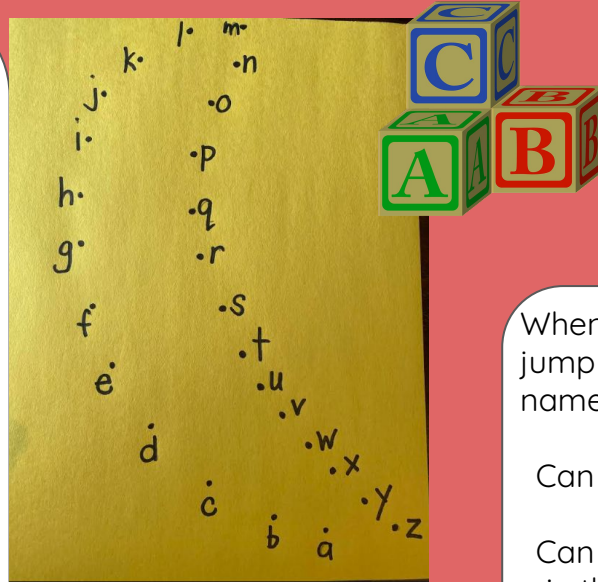
You make one!



Can you make one using uppercase letters? Lower case letters?



You can make one outside on your driveway using chalk or inside on a chalkboard, whiteboard or on paper!



When you listen to the song, can you jump when you hear the letters in your name?

Challenge:

Can you jump when you hear the letters in your last name?

Can you jump when you hear the letters in the names of your family members?



Can you say the alphabet “en français”?

Sing along: <https://www.youtube.com/watch?v=LYu3P2okyw>



You're Invited!

We will be holding a short Google Meet on **Wednesday, April 22nd @ 11:15am.**

A formal invitation & instructions will be sent to your email address. This meeting is completely optional; we hope to read a story and play a few games together :) In case you have forgotten any of the instructions, please refer to “Google Meet Instruction Sheet”. Thank you for your support & we look forward to seeing you!

LITERACY: ENGLISH

Protecting Planet Earth



The 3 R's

Watch this video to learn more about the 3 R's ~
Reducing, Reusing &
Recycling

<https://www.youtube.com/watch?v=8DJ45Yc3urg>



How can we help protect Planet Earth?

With your family, talk about different things you can do at home to help protect the Earth. Write a journal entry about some of the things you can do to help, and draw a picture! Don't forget to put your name on your work! Create your own, or use this template:

(<https://docs.google.com/document/d/1tBVcGOMwqFOnaipiToNMpFXK76Rxku2YMRrCmHGibnY/edit?usp=sharing>).



JKs: Ask an adult or an older sibling if they can help you write your entry. Can you sound out the first letter of each word? Can you trace or copy the words?



SKs: Try to write your journal entry by sounding out your words, with some help if needed (remember our Jolly Phonics letter sounds)! Check if you have lowercase and uppercase letters in the correct spots!

MATH & GROSS MOTOR CHALLENGE

Making numbers using your body!

Your challenge this week is to try to form the numbers 0 - 9 using your body. You may choose to use your whole body, mostly your arms, or maybe you will find an item from your home to help you? Be as creative as you would like! You can ask a sibling or parent to help you form the number even! Please don't forget to take pictures - we would love to see how you complete this challenge :) Which number was the easiest to form? Which number was the hardest?



Extension: Can you form a number from 11 - 20? Can you do it on your own, or do you need someone else to help you? Why? 😊

FINE MOTOR SKILLS

Cutting and Scissor Skills




Let's get cutting!

Here are few tips to get your grip just right:

- Put a smiley face on your thumb nail (make sure you can always see your smiley face)
- Say: "Thumb to the sky!"
- Open and close the blades of the scissors like the mouth of a crocodile!



Try these activities in order:



Cut **straight lines**.



Cut **shapes** with straight lines and circles.




Cut **shapes** with curved lines.



Cut **shapes** with straight edges and lines.

Make a dot at the end of the line or on a corner of a shape to know where to stop cutting!



Check out this website for more information on cutting skills.
All above photos are from this site!

<https://www.theotttoolbox.com/scissor-skills-recycled-wrapping-paper/>